

FOR IMMEDIATE RELEASE
Wednesday, March 13, 2019

CONTACT: Brian Turmail
(703) 459-0238; turmailb@agc.org

**CONSTRUCTION SPENDING RISES IN JANUARY AS SURGE IN MULTIFAMILY AND
NONRESIDENTIAL PROJECTS OUTWEIGHS WEAKNESS IN HOMEBUILDING**

Construction spending increased by 1.3 percent from December to January as gains in apartment construction and most private and public nonresidential project types outweighed a slump in single-family homebuilding, according to an analysis of new government data today by the Associated General Contractors. Association officials added that the new spending figures are consistent with reports from contractors in many parts of the country of strong demand for their services.

“The data are consistent with general contractors’ reports that they were busy early in the year and expect to stay that way through 2019

FOR IMMEDIATE RELEASE
Monday, April 1, 2019

CONTACT: Brian Turmail
(703) 459-0238; turmailb@agc.org

**CONSTRUCTION SPENDING INCREASES 1.0 PERCENT FROM JANUARY TO FEBRUARY;
INDUSTRY ADDS JOBS IN 232 OUT OF 358 METRO AREAS SINCE FEBRUARY 2018**

Construction spending increased by 1.0 percent from January to February, while construction employment increased compared to February 2018 levels in 275 out of 358 metro areas, according to an analysis of new government data today by the Associated General Contractors. Association officials called on federal officials to support more career and technical education programs to prepare workers for in-demand careers like construction.

“The spending increase in February follows an extremely strong 2.5 percent gain in January, which aligns with contractors’ reports that they were busy early in the year and expect to stay that way through 2019,” said Ken Simonson, the association’s chief economist. “The major challenge is to ensure that the industry has the workforce needed to meet the demand for construction jobs in the coming years.”

FOR IMMEDIATE RELEASE

Officials Urge Expanding Career and Technical Education to Boost Supply

ment increased by 33,000 jobs in April and by 256,000 or 3.5 percent, over the past 12
ber of unemployed jobseekers with construction fell to a record low for April, according
government data by the Associated General Contractors of America.

Association officials
said the unavailability of experienced construction workers underscores the importance of including initiatives to
expand opportunities for construction careers as part of infrastructure funding legislation.


“With overall unemployment now at the lowest level in nearly 50 years, contractors are having an ever harder

FOR IMMEDIATE RELEASE
Monday, June 3, 2019

CONTACT: Brian Turmail
(703) 459-0238; turmailb@agc.org

**CONSTRUCTION SPENDING DIVERGES IN APRIL AS PUBLIC SECTOR INVESTMENT SURGES,
PRIVATE NONRESIDENTIAL PROJECTS SLIP AND SINGLE-FAMILY HOMEBUILDING STALLS**

Construction spending was unchanged from March to April, with mixed results by project type for the month and for the year to date, according to an analysis today by the Associated General Contractors of America of



FOR IMMEDIATE RELEASE
Friday, July 5, 2019

CONTACT: Brian Turmail
(703) 459-0238; turmailb@agc.org

**CONSTRUCTION JOBS INCREASE BY 21,000 IN JUNE AND 224,000 DURING THE PAST YEAR
AS THE SECTOR'S UNEMPLOYMENT RATE DECREASED TO 4.0 PERCENT**

Construction employment increased by 21,000 jobs in June and by 224,000, or 3.2 percent, over the past 12 months, while the number of unemployed jobseekers with construction experience fell, according to an analysis of new government data by the Associated General Contractors of America. Association officials noted that firms continue to increase pay as they work to attract new hires from an ever-tighter labor market.


“Construction firms continue to go to great lengths to recruit and retain workers during one of the tightest labor markets many of them have ever experienced,” said Stephen E. Sandherr, the association’s chief executive officer. “Making matters worse, relatively few school districts offer the kind of career and technical education programs that signal to students that they should explore careers in high-paying fields like construction.”

Sandherr noted that the unemployment rate for jobseekers who last worked in construction declined to 4.0 percent from 4.7 percent in June 2018, and the number of such workers decreased in the last year from 466,000 to 390,000. Another government series showed that the number of job openings in construction, last reported for May, totaled 360,000, the highest May total in the 19-year history of that series.

He added that most of the construction job growth during the past month and year came from the non-residential construction sector. Non-residential contractors added 14,900 jobs in June and 146,700 jobs during the past year. Meanwhile, residential contractors added 6,000 jobs this past month and 78,000 jobs between June 2018 and June 2019.

In addition, average hourly earnings in construction—a measure of all wages and salaries—increasnote they have increas construction. Federal officials c funding for career and technical with construction skills to legal bricklayers and other craft construction professionals” said Sandherr. “As a result of these imbalances, too many young adults are struggling to pay off college debts while too many construction struggling to fill job positions that pay well and don’t require costly degrees.”

###



CONTACT: Brian Turmail
(703) 459-0238; turmailb@agc.org

FOR IMMEDIATE RELEASE
Thursday, August 1, 2019

CONSTRUCTION SPENDING DETERIORATES IN JUNE BUT MULTIFAMILY AND NONRESIDENTIAL CATEGORIES INCREASE IN FIRST HALF OF 2019, OFFSETTING SINGLE-FAMILY WEAKNESS

Construction spending declined in June from May 2019 and June 2018 levels

###

FOR IMMEDIATE RELEASE
Monday, September 3, 2019

CONTACT: Brian Turmail
(703) 459-0238; turmailb@agc.org

CONSTRUCTION SPENDING EDGES HIGHER IN JULY BUT DECREASES YEAR-TO-DATE

_____ they released showed contractors remain eager to hire employees but are having difficulty finding qualified craft workers

“Overall spending totals have been fluctuating for more than two years, with divergent patterns for residential, private nonresidential and public construction,” said Ken Simonson, the association’s chief economist. “Although year-to-date construction spending in the first seven months of 2019 combined was less than in the same period last year, most nonresidential and multifamily contractors remain busy and optimistic about future work.”


Construction spending totaled \$1.289 trillion at a seasonally adjusted annual rate in July, a gain of less than 0.1 percent from the June rate and a decrease of 2.7 percent from the July 2018 rate, according to estimates the U.S. Census Bureau released today. Year-to-date spending declined by 2.1 percent from the January 2019 total.

Public construction spending increased 0.4 percent for the month and 5.6 percent year-to-date. Among the four largest public categories, spending in the first seven months of 2019 jumped 2.0 percent compared to the same period in 2018 for

FOR IMMEDIATE RELEASE
Tuesday, October 1, 2019

CONTACT: Brian Turmail
(703) 4590238; turmailb@agc.org

CONSTRUCTION SPENDING INCHES HIGHER IN AUGUST BUT DECLINE S YEAR-TO-DATE
AS INCREASE IN PUBLIC CONSTRUCTION CONTRASTS WITH MIXED PRIVATE RESULTS
Association Survey Finds Projects Take Longer than Anticipated Contractors Cope with Staffing Challenges
Officials Urge Increase Investment in Career and Technical Education, Greater Immigration for Skilled Workers




FOR IMMEDIATE RELEASE
Friday, November 1, 2019

CONTACT: Brian Turmail
(703) 4590238; turmailb@agc.org

CONSTRUCTION EMPLOYMENT RISES IN OCTOBER BUT SPENDING DROPS IN LATEST 12 MONTHS AS GAINS IN HOMEBUILDING AND PUBLIC OUTLAYS OFFSET PRIVATE NONRESIDENTIAL DROP

Trade Fights Appear to be central to the month's

Association officials threatened
posted a 3.2 percent
Commercial (residential) electric power generation
climbed 5.5 percent year
ed 15.2 percent. Manufacturing construction
power construction (commercial and industrial) is the largest
Major
date
higher year-over-year percent
7 percent for the month but multitype jobs
the third consecutive month from August to October, but
percent



FOR IMMEDIATE RELEASE
Monday, December 22 2019

CONTACT: Brian Turmail
(703) 4590238; turmailb@agc.org

CONSTRUCTION SPENDING DECLINES 0.8 PERCENT IN OCTOBER AS DECREASE IN PUBLIC AND PRIVATE NONRESIDENTIAL CONSTRUCTION OUTWEIGHS STRONG PICKUP IN HOMEBUILDING
Association Urge Quick Resolution to Trade Disputes and Uncertainty that are Contributing to Slower