Missouri Results

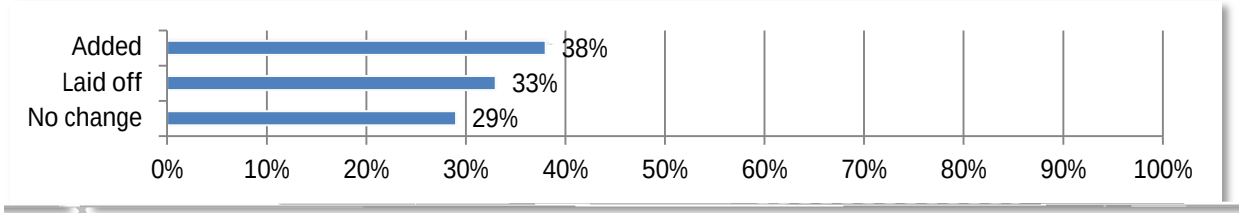
Added
Laid off
No change
38%
33%
29%
0%
10%
20%
30%
40%
50%
60%
70%
80%
90%
100%

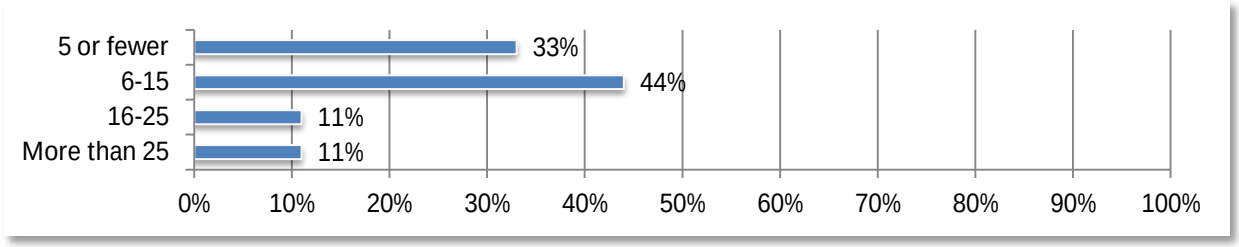
5 or fewer
6-15
16-25
More than 25
33%
44%
11%
11%
0%
10%
20%
30%
40%
50%
60%
70%
80%
90%
100%

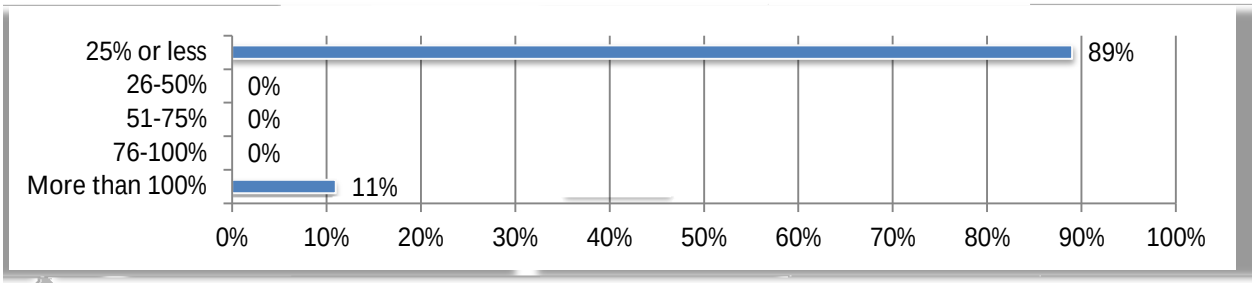
25% or less
26-50%
51-75%
76-100%
More than 100%
89%
0%
0%
0%
11%
0%
10%
20%
30%
40%
50%
60%
70%
80%
90%
100%

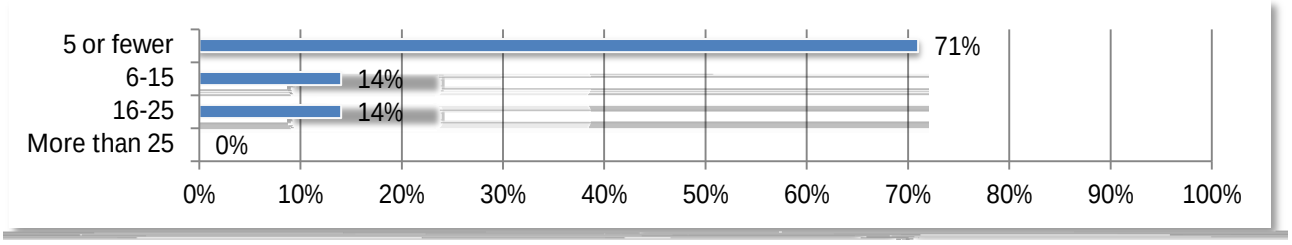
5 or fewer
6-15
16-25
More than 25
71%
14%
14%
0%
0%
10%
20%
30%
40%
50%
60%
70%
80%
90%
100%

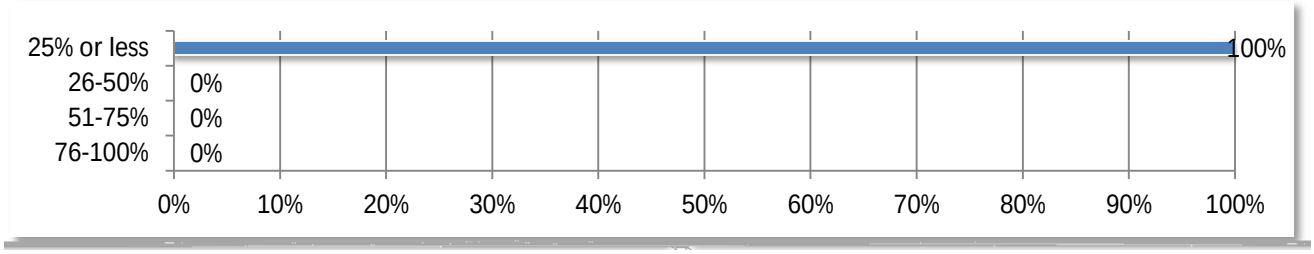
25% or less
26-50%
51-75%
76-100%
100%
0%
0%
0%
0%
10%
20%
30%
40%
50%
60%
70%
80%
90%
100%

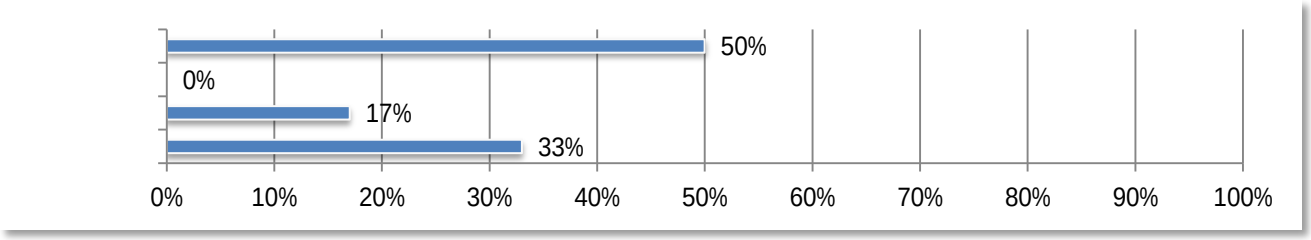
50%
0%
17%
33%
0%
10%
20%
30%
40%
50%
60%
70%
80%
90%
100%

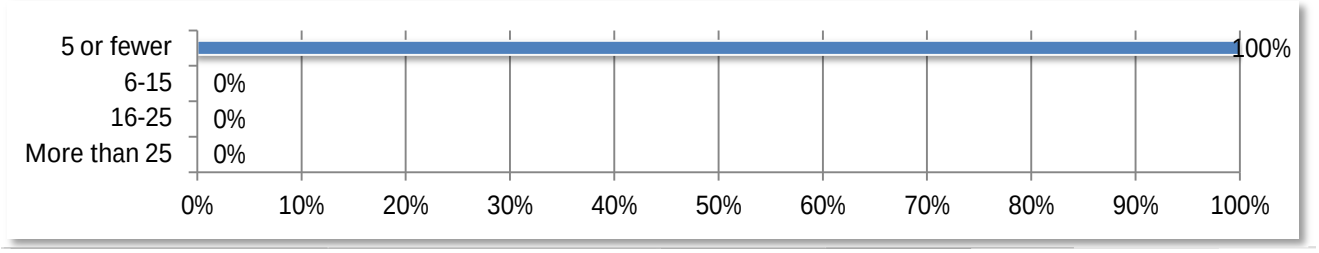
5 or fewer
6-15
16-25
More than 25
100%
0%
0%
0%
0%
10%
20%
30%
40%
50%
60%
70%
80%
90%
100%

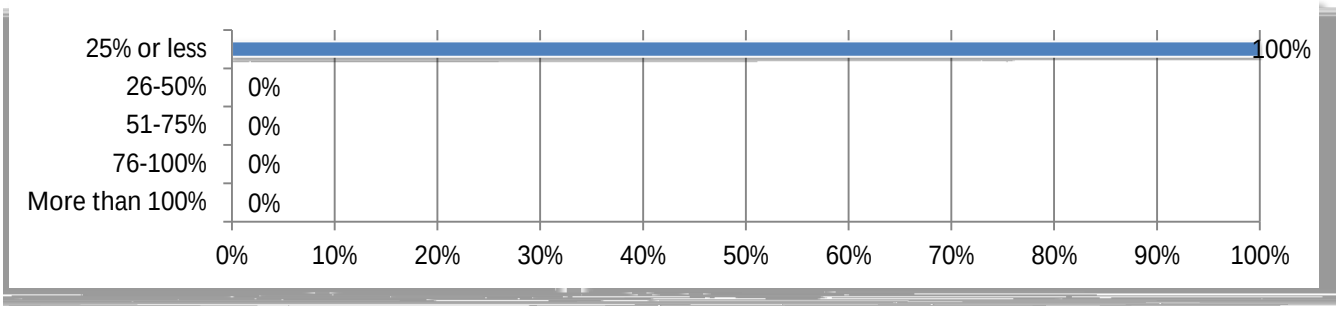
25% or less
26-50%
51-75%
76-100%
More than 100%
100%
0%
0%
0%
0%
0%
10%
20%
30%
40%
50%
60%
70%
80%
90%
100%

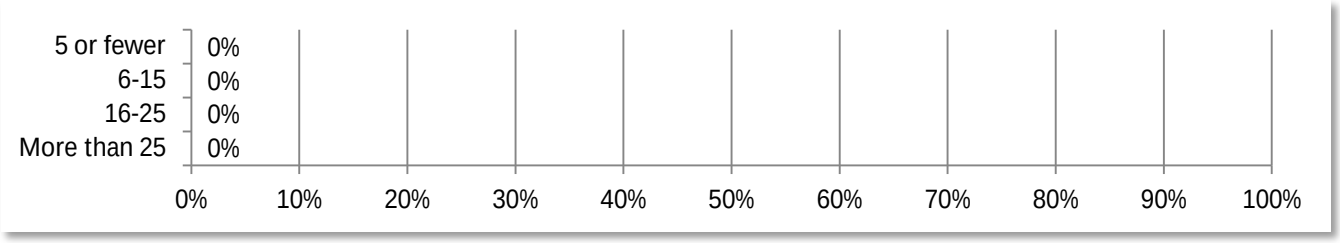
5 or fewer
6-15
16-25
More than 25
0%
0%
0%
0%
0%
10%
20%
30%
40%
50%
60%
70%
80%
90%
100%

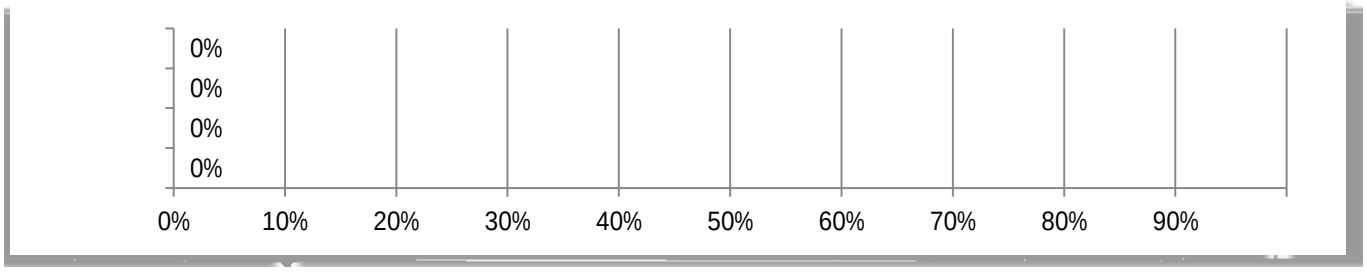
0%
0%
0%
0%
0%
10%
20%
30%
40%
50%
60%
70%
80%
90%

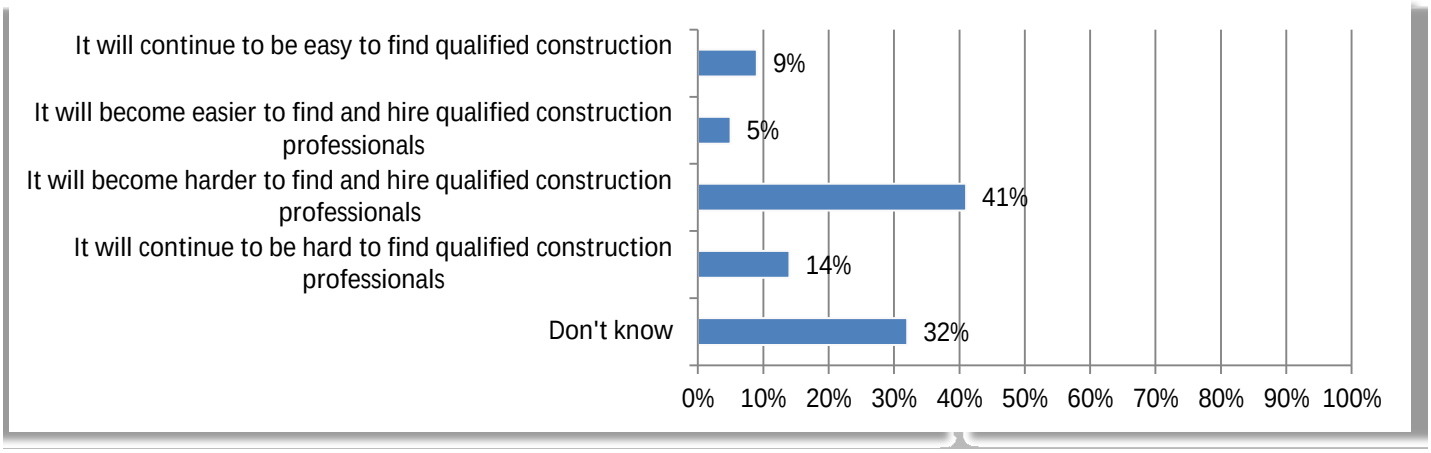
It will continue to be easy to find qualified construction
9%
It will become easier to find and hire qualified construction professionals
5%
It will become harder to find and hire qualified construction professionals
41%
It will continue to be hard to find qualified construction professionals
14%
Don't know
32%
0%
10%
20%
30%
40%
50%
60%
70%
80%
90%
100%

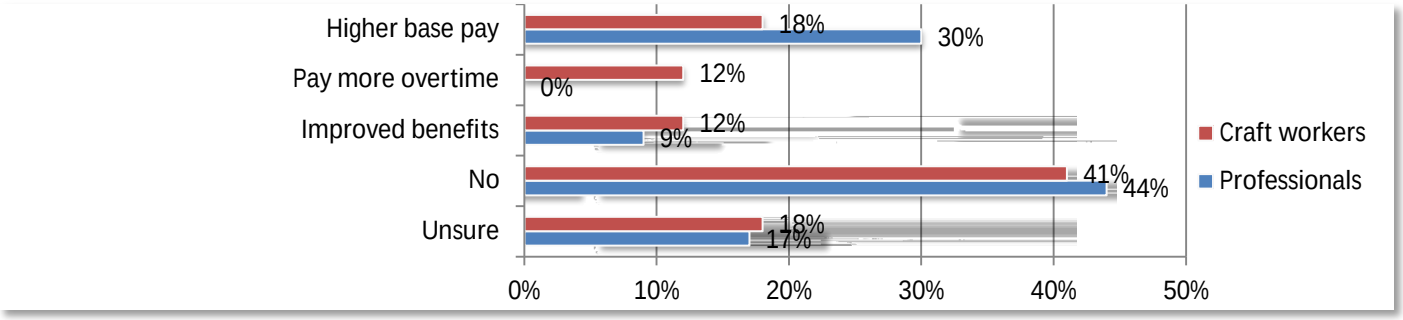
Higher base pay
Pay more overtime
Improved benefits
No
Unsure
18%
30%
12%
0%
12%
9%
41%
44%
18%
17%
0%
10%
20%
30%
40%
50%
Craft workers
Professionals

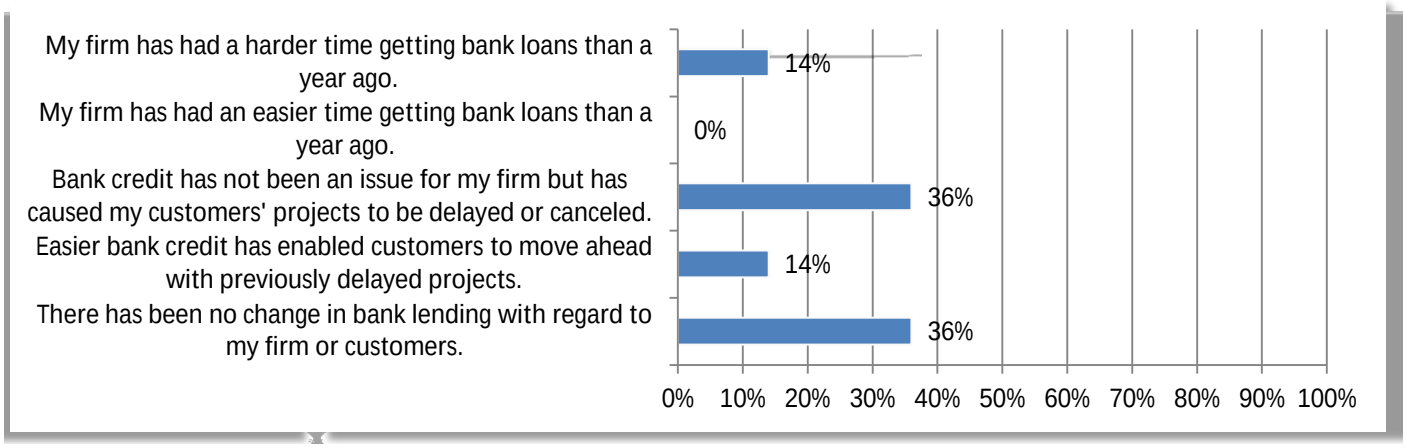
My firm has had a harder time getting bank loans than a year ago.
My firm has had an easier time getting bank loans than a year ago.
Bank credit has not been an issue for my firm but has caused my customers' projects to be delayed or canceled.
Easier bank credit has enabled customers to move ahead with previously delayed projects.
There has been no change in bank lending with regard to my firm or customers.
14%
0%
36%
14%
36%
0%
10%
20%
30%
40%
50%
60%
70%
80%
90%
100%

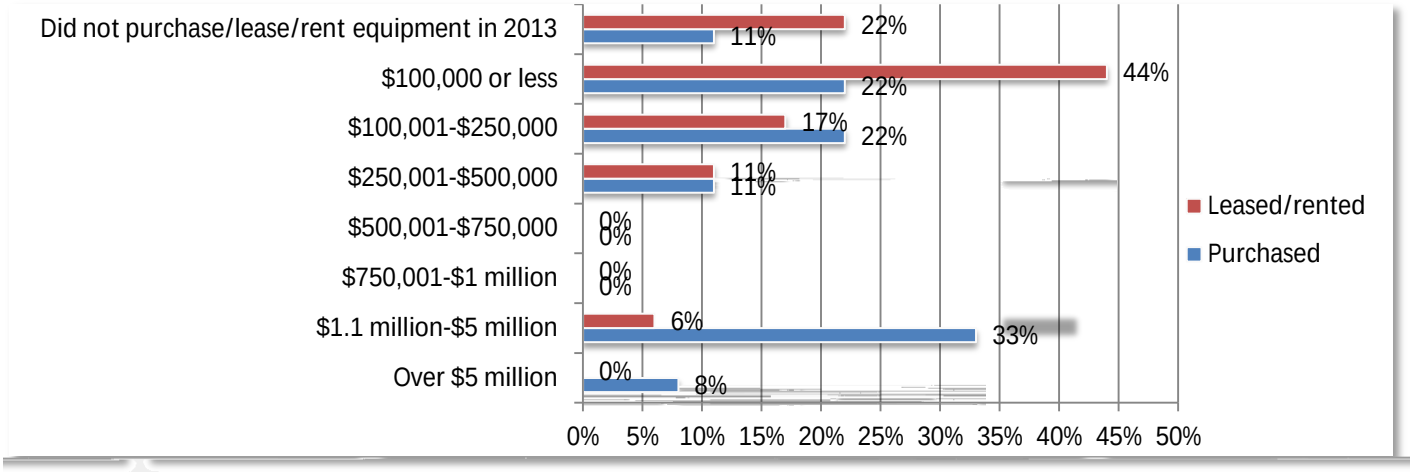
Did not purchase/lease/rent equipment in 2013
$100,000 or less
$100,001-$250,000
$250,001-$500,000
$500,001-$750,000
$750,001-$1 million
$1.1 million-$5 million
Over $5 million
22%
11%
44%
22%
17%
22%
11%
11%
0%
0%
0%
0%
6%
33%
0%
8%
0%
5%
10%
15%
20%
25%
30%
35%
40%
45%
50%
Leased/rented
Purchased

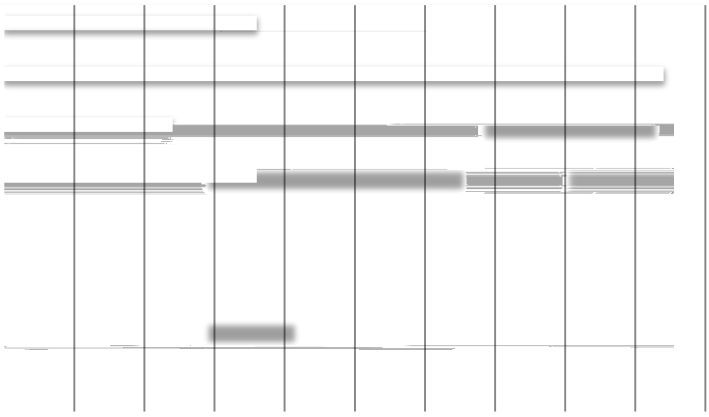

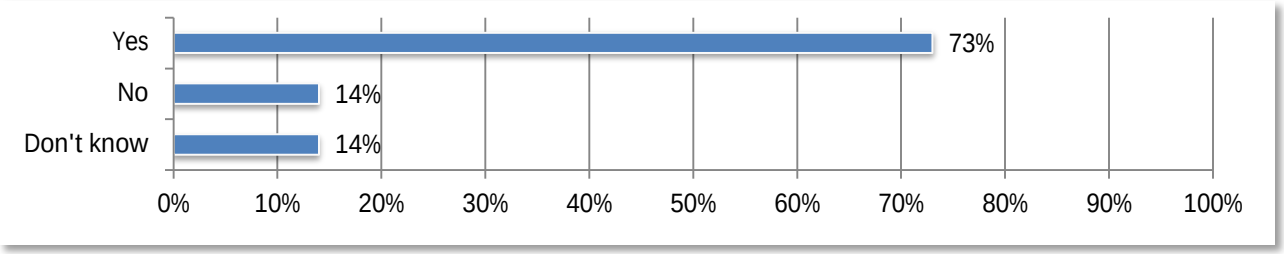
Yes
No
Don't know
73%
14%
14%
0%
10%
20%
30%
40%
50%
60%
70%
80%
90%
100%

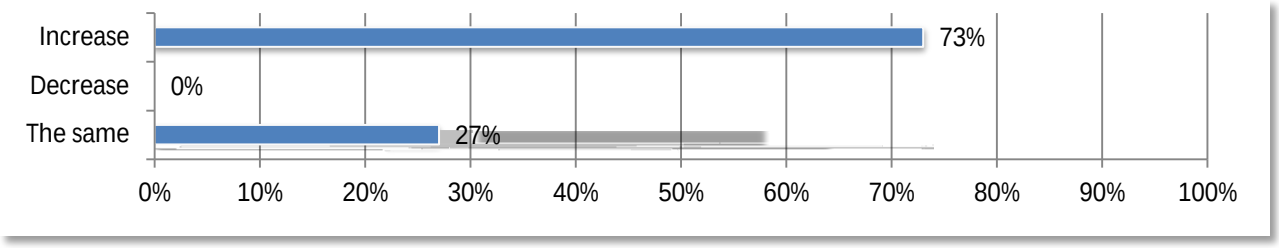
Increase
Decrease
The same
73%
0%
27%
0%
10%
20%
30%
40%
50%
60%
70%
80%
90%
100%

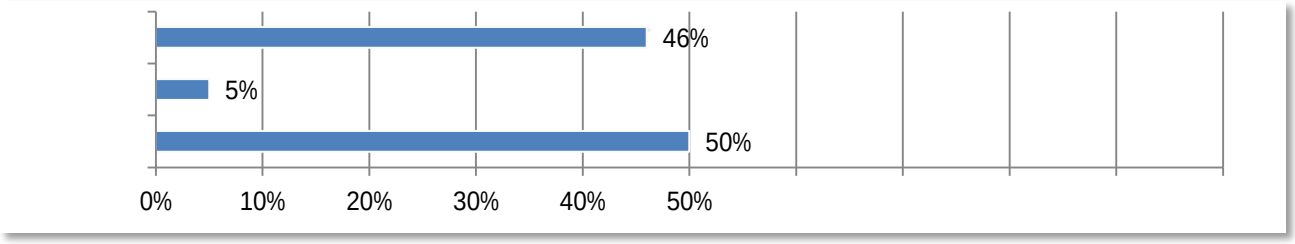
46%
5%
50%
0%
10%
20%
30%
40%
50%

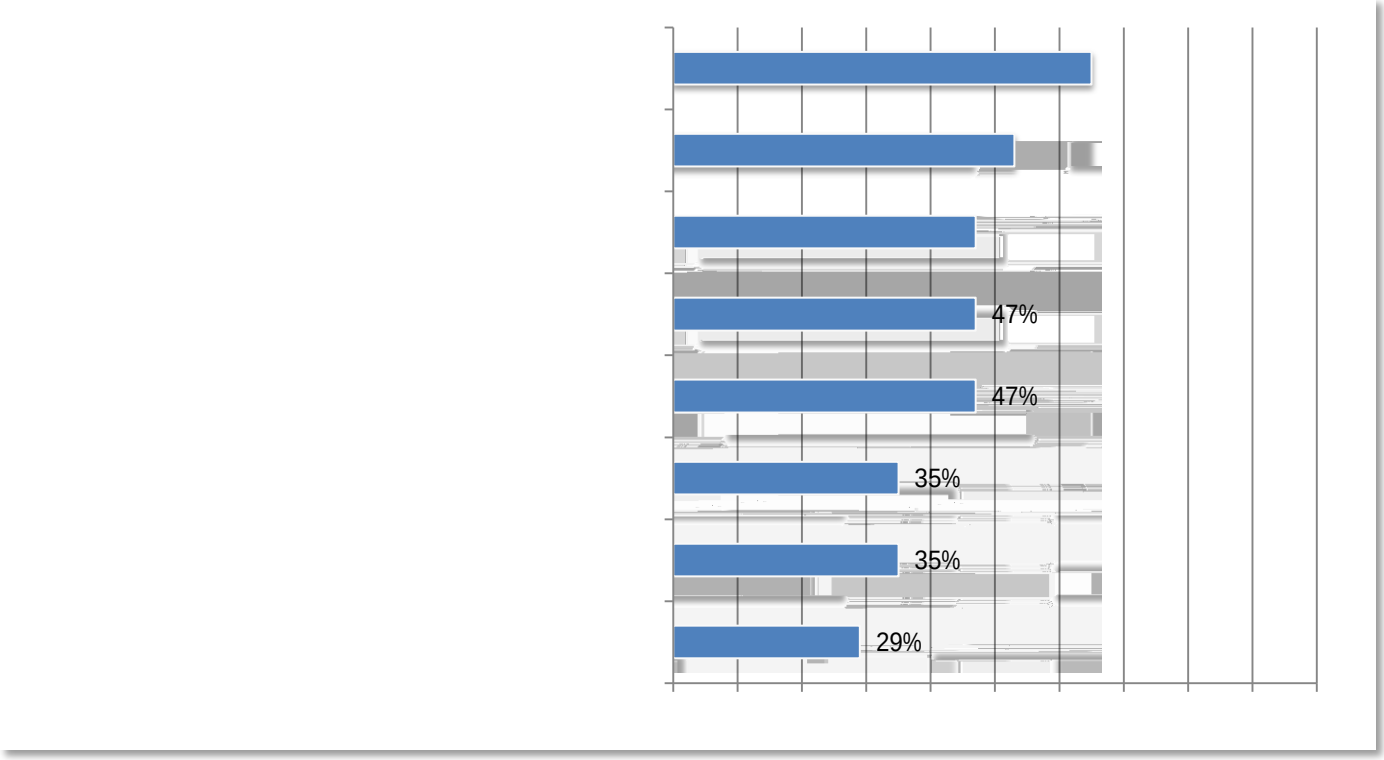
47%
47%
35%
35%
29%

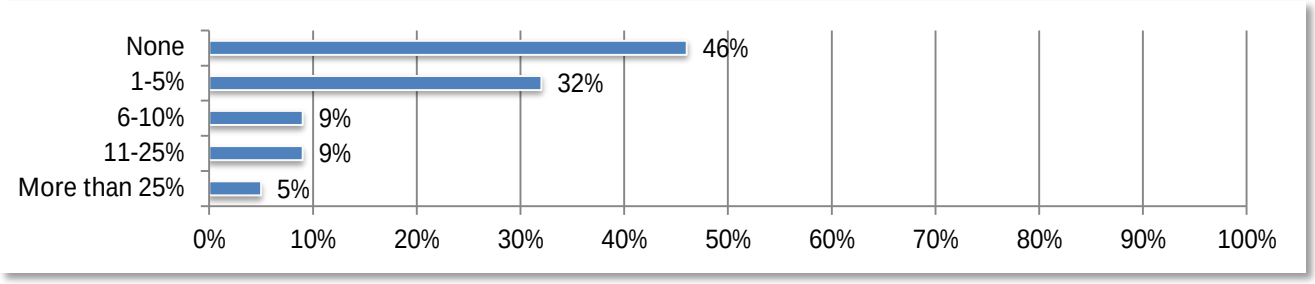
None
1-5%
6-10%
11-25%
More than 25%
46%
32%
9%
9%
5%
0%
10%
20%
30%
40%
50%
60%
70%
80%
90%
100%

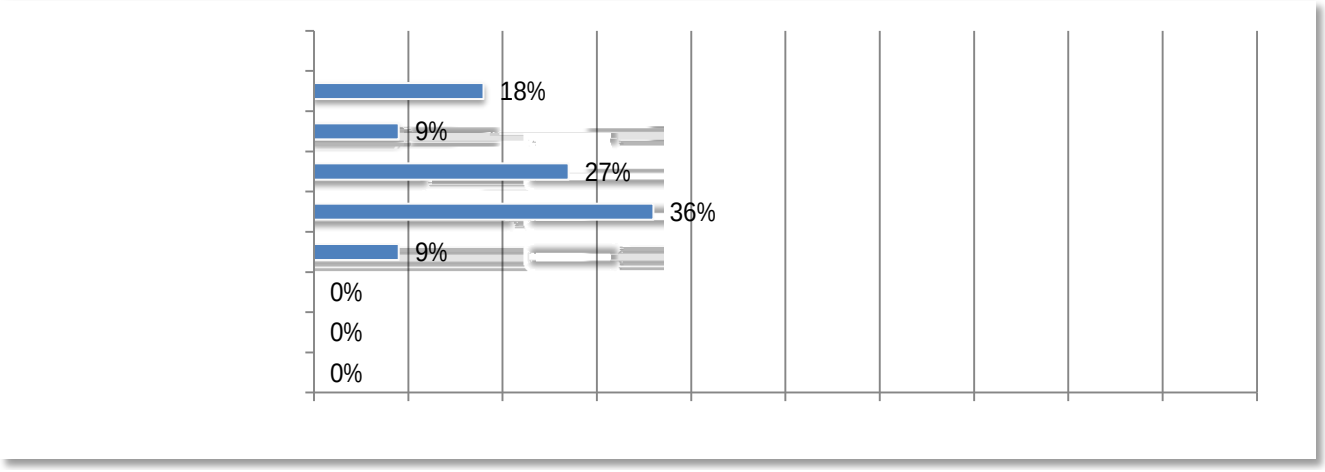
18%
9%
27%
36%
9%
0%
0%
0%

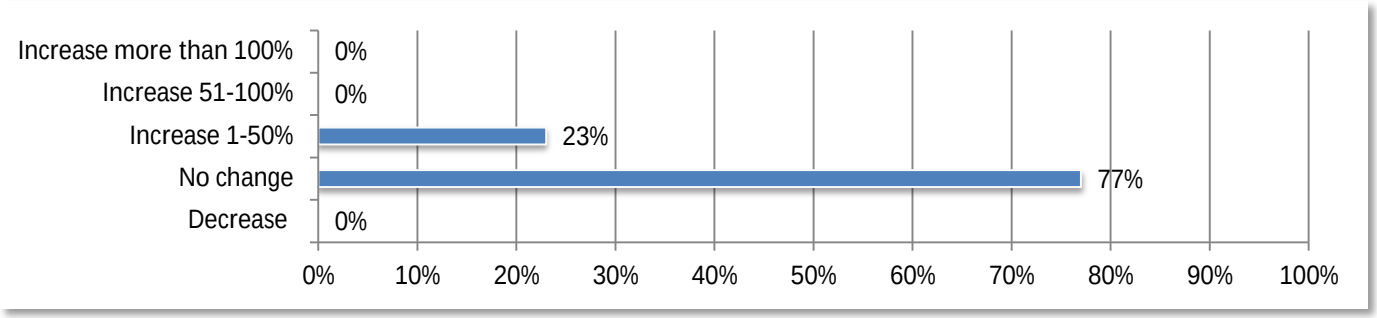
Increase more than 100%
Increase 51-100%
Increase 1-50%
No change
Decrease
0%
0%
23%
77%
0%
0%
10%
20%
30%
40%
50%
60%
70%
80%
90%
100%

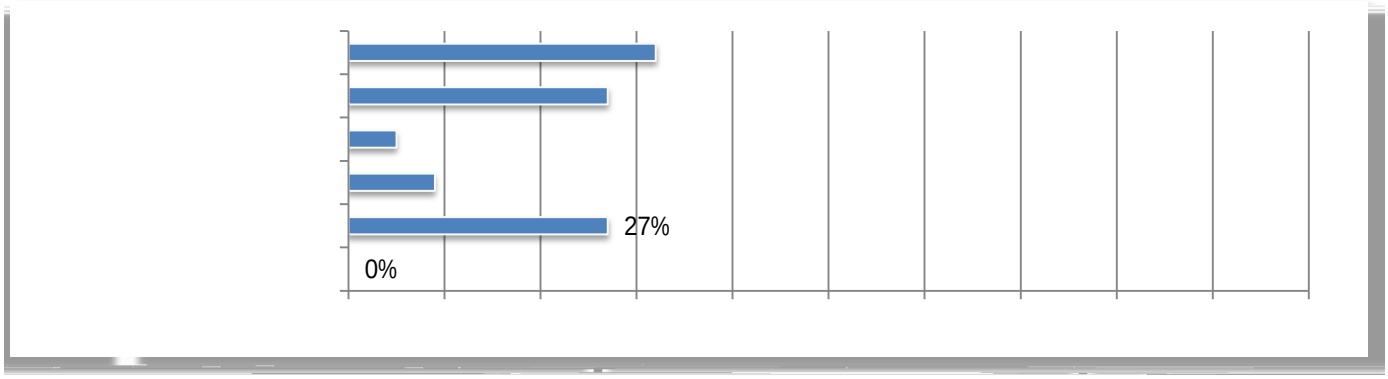
27%
0%