

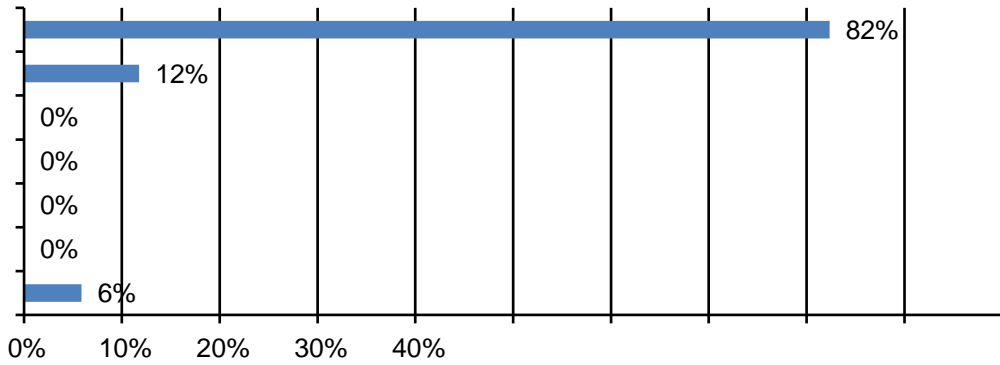


3

2018 Work Zone Awareness Survey Results

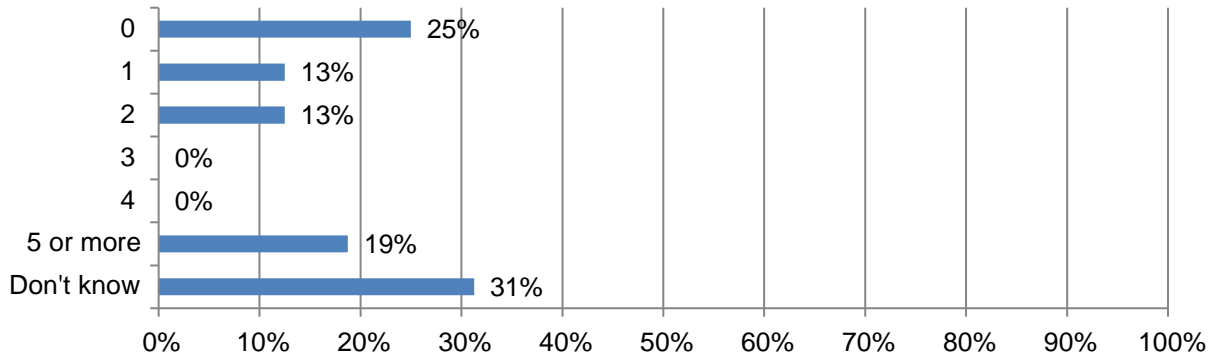
National – Northeast Results

Total 23 responses. Responses varied for some questions. Percentages are based on responses to each question and may not sum to 100 due to rounding. Don't know

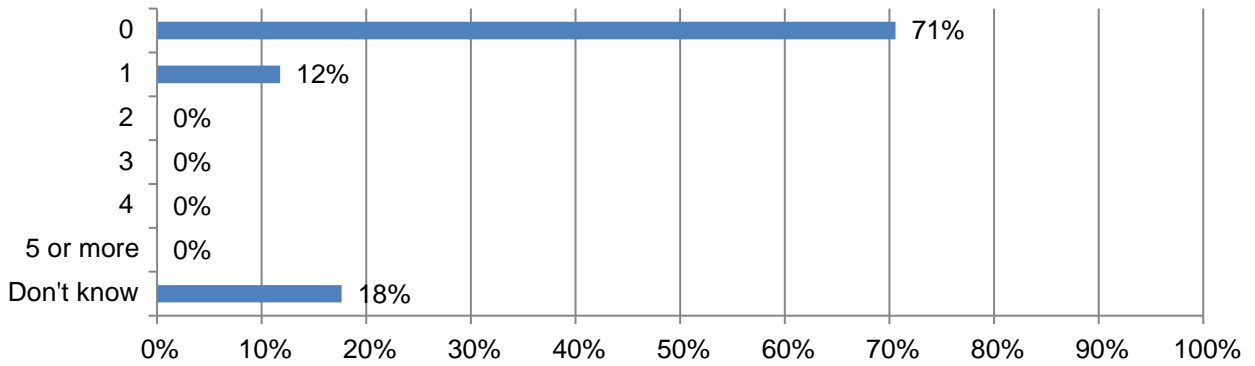


0	94%
1	0%
2	0%
3	0%
4	0%
5 or more	0%
Don't know	6%

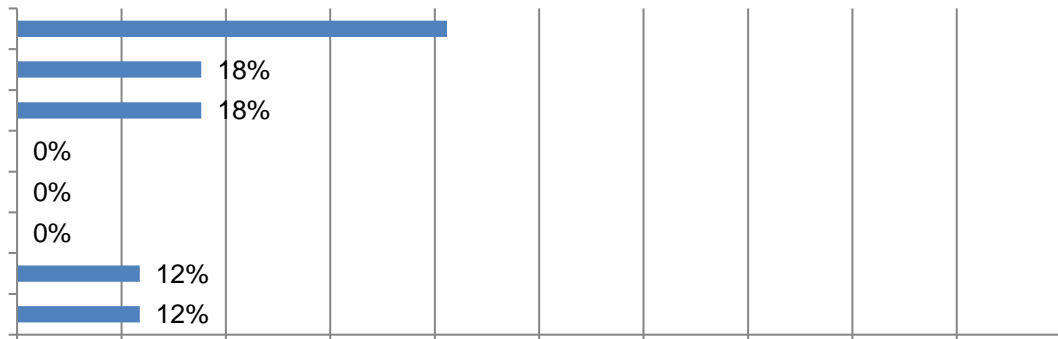
4. How many drivers or passengers were injured in these crashes? (269 Responses)



5. How many driver or passenger fatalities resulted from these crashes? (17 Responses)



6. How many days have your firm's projects been delayed because of these crashes? (175 Responses)



7. In your opinion, how much of a risk are highway work zone crashes now compared to a day or two ago? (23 Responses)

8. Would any of these measures help reduce the number of highway work zone crashes, injuries and/or fatalities (some respondents marked multiple answers)? (23 Responses)

9. Would increased use of positive barriers where traffic is a concern help to reduce injuries and fatalities on your projects? (23 Responses)

10. Why do you think positive barriers are not regularly used? (