




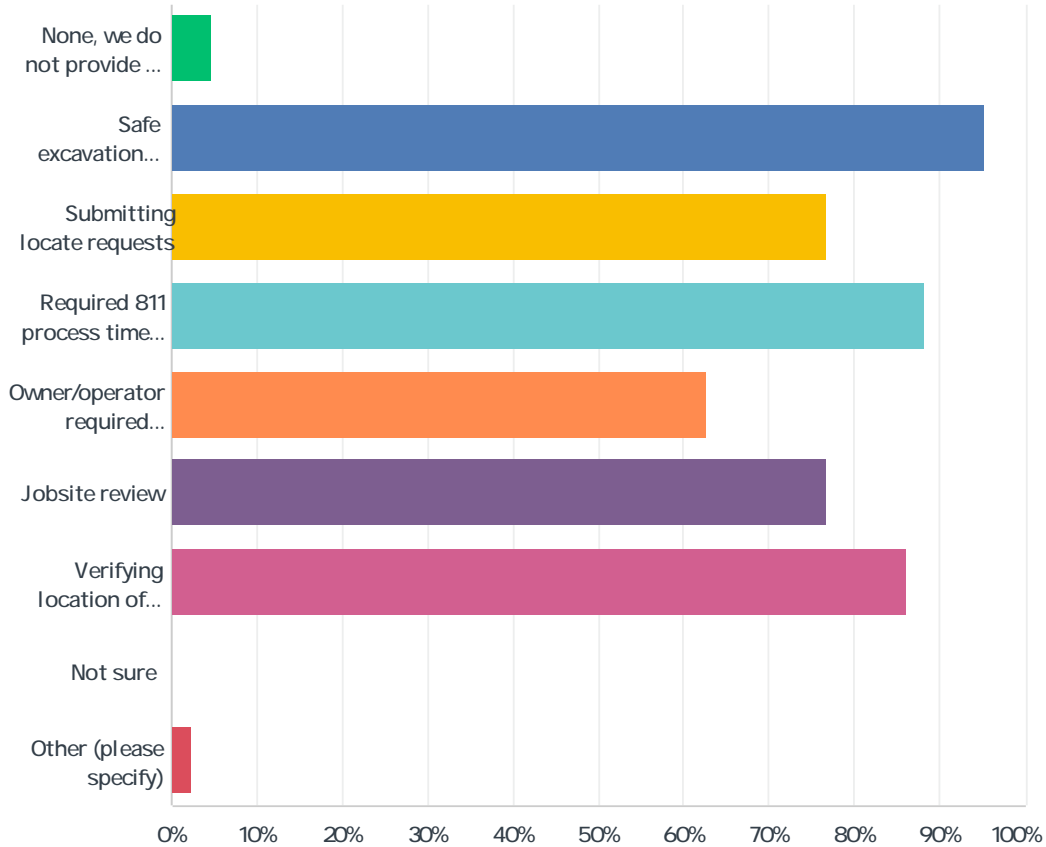
Q2 What m

	56.82%	25
	4.55%	2
	81.82%	36
	0%	0



Q4 What aspects of the 811 process/compliance does your employee training include? (mark all that apply):

Answered: 43 Skipped: 1





Q6

	4.55%	2
	95.45%	42

Q7 What do you find are the weakest elements of the 811 process? (please choose up to 3)

Answered: 42 Skipped: 2

	11.90%	5
	69.05%	29
	69.05%	29
	64.29%	27
	2.38%	1
	11.90%	5
	4.76%	2
	7.14%	3
	23.81%	10
Total Respondents: 42		

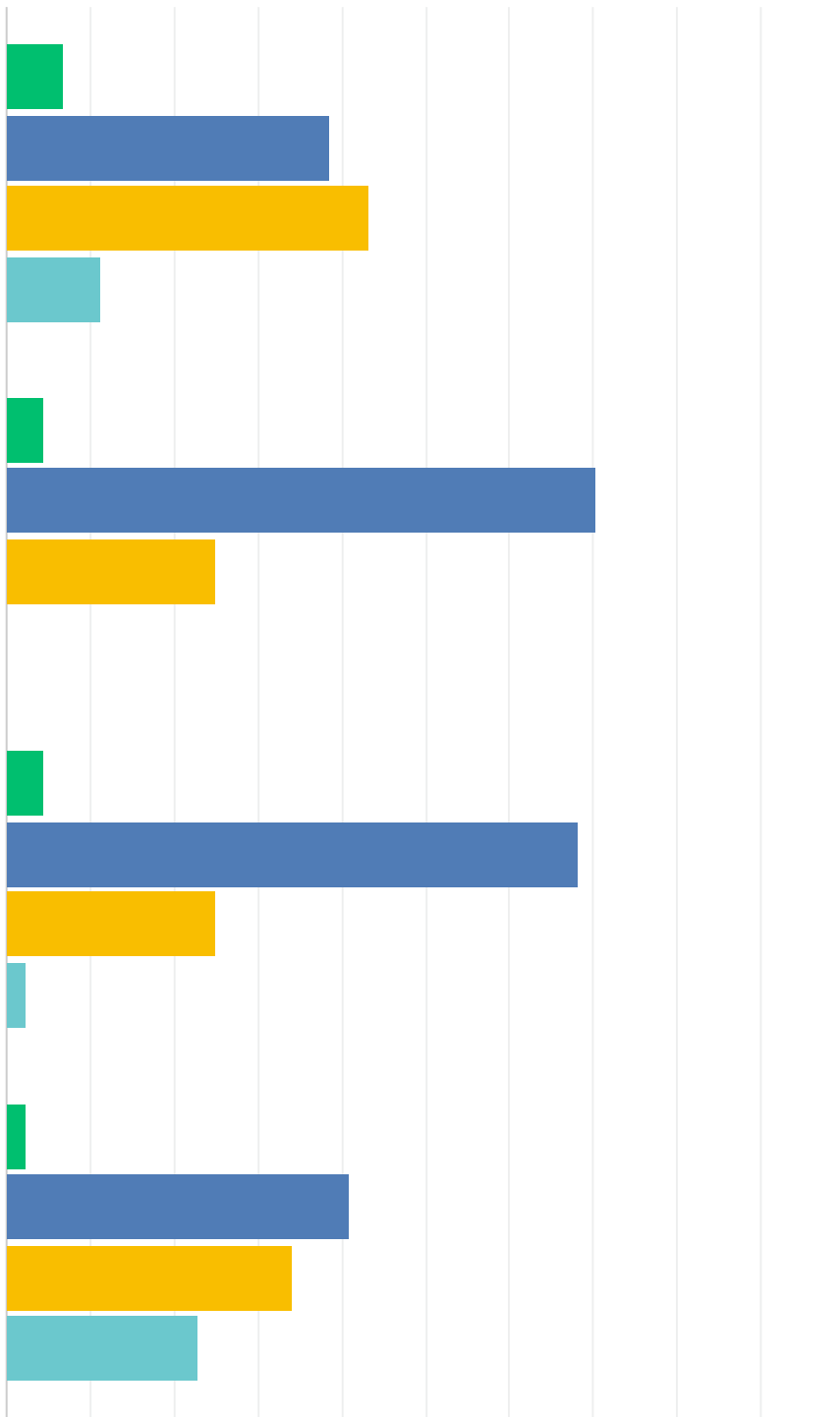


Q8 In some states 811 centers are governed by a board of directors that does not have excavator/construction industry representation; do you think excavators/the construction industry should have vest] a govern and

	88.64%	39
	2.27%	1
	9.09%	4

||

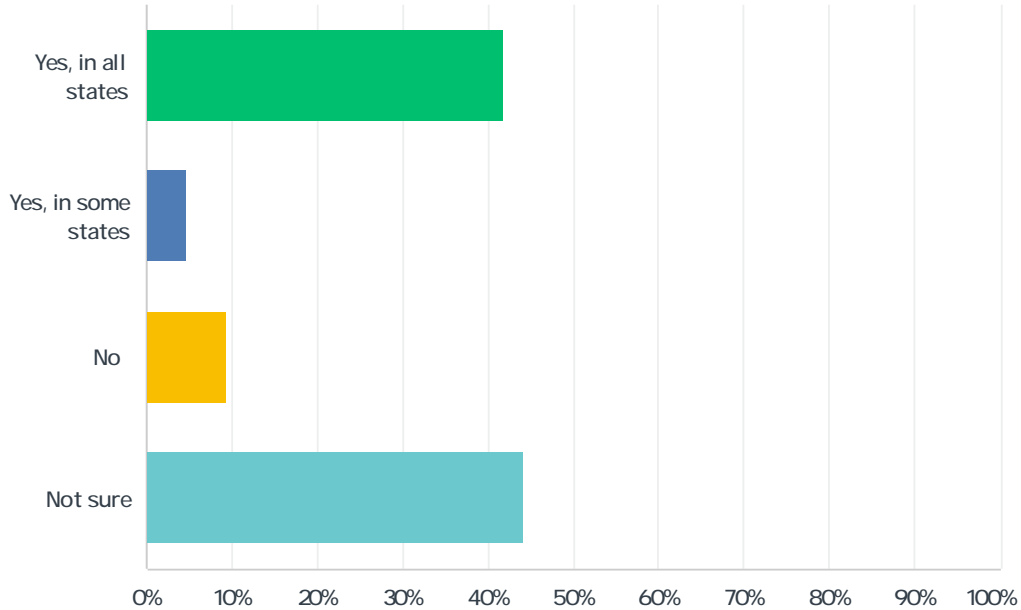
/



Always \$/s

Q10 Does the state(s) you work in have clear responsibilities spelled out in legislation or regulation for all stakeholders in the 811 process (i.e., facility owner/operators, excavators, locators, 811 centers)?

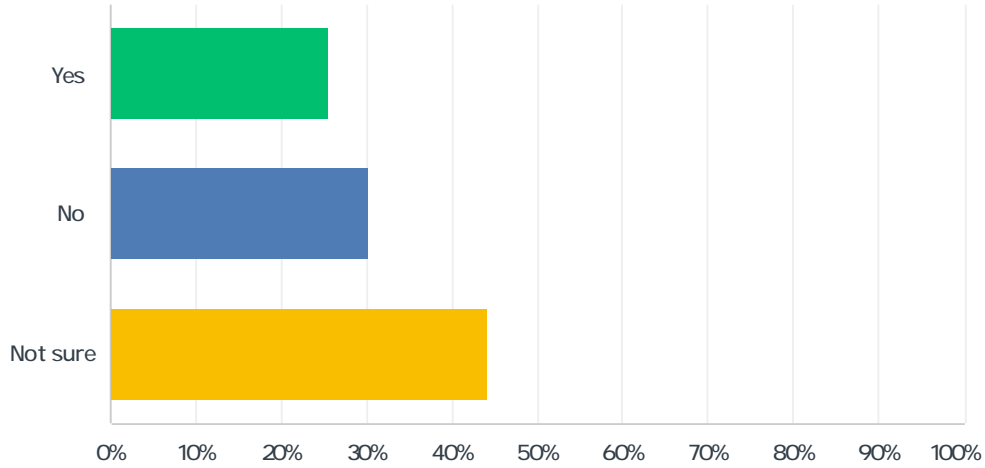
Answered: 43 Skipped: 1



ANSWER CHOICES	RESPONSES
Yes, in all states	41.86% 18
Yes, in some states	4.65% 2
No	9.30% 4
Not sure	44.19% 19
TOTAL	43

Q11 If universal participation in the 811 center is not required in an area you are working in, is there an accessible, clear and efficient way to submit locate requests to non-member facility owner/operators?

Answered: 43 Skipped: 1



ANSWER CHOICES	RESPONSES	
Yes	25.58%	11
No	30.23%	13
Not sure	44.19%	19
TOTAL		43

Q12 When a damage/incident occurs, do you keep track of actual downtime and damage costs, i.e., idled equipment, damaged equipment, workers pay, etc.?

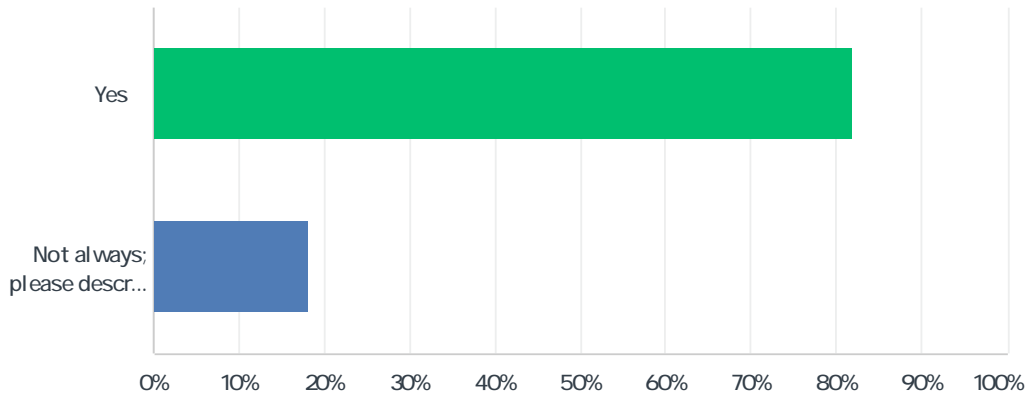
Answered: 44 Skipped: 0



	38.64%	17
	38.64%	17
	18.18%	8
	4.55%	2
TOTAL		44

Q13 Do you document a job site and facility locate marks in photos, videos, drawings, etc. after all affected facility owner/operators have responded to your locate request, but in advance of commencing excavation activities?

Answered: 44 Skipped: 0



ANSWER CHOICES	RESPONSES	
Yes	81.82%	36
Not always; please describe what keeps you from doing so:	18.18%	8
TOTAL		44



Q14 When an incident occurs, do you keep a record of the circumstances surrounding the damage/near miss, particularly the root cause of the damage, e.g., unmarked/mismarked facility, excavator error?

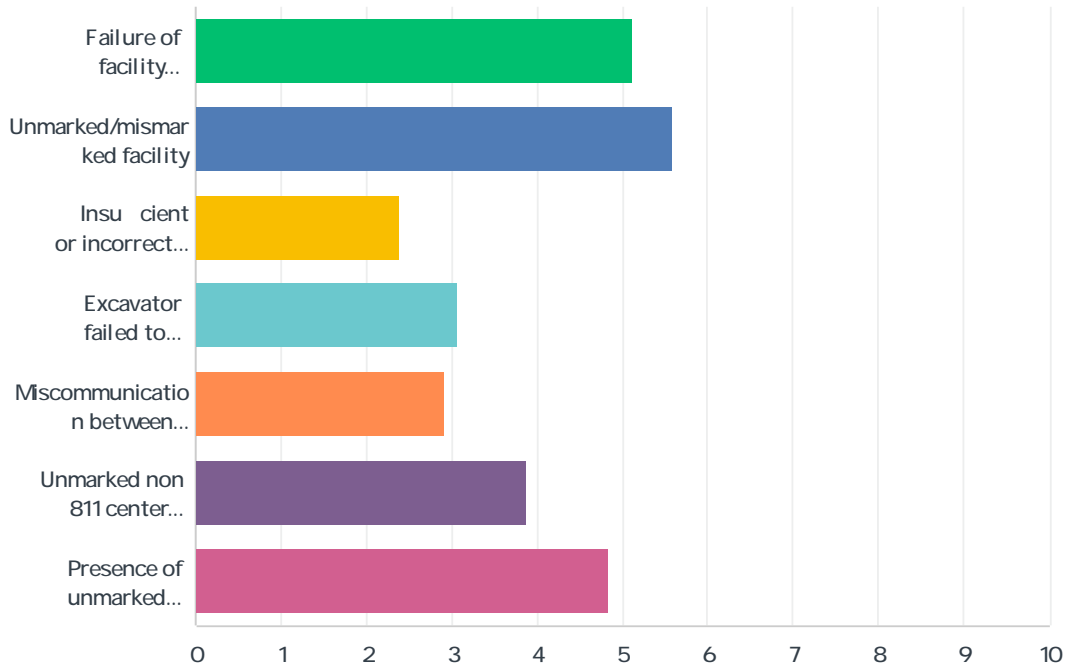
Answered: 44 Skipped: 0



	90.91%	40
	6.82%	3
	0.00%	0
	2.27%	1
TOTAL		44

Q15 Please rank below the root causes of most frequent damages/near misses that occur on your job sites. 1 being the most.

Answered: 40 Skipped: 4



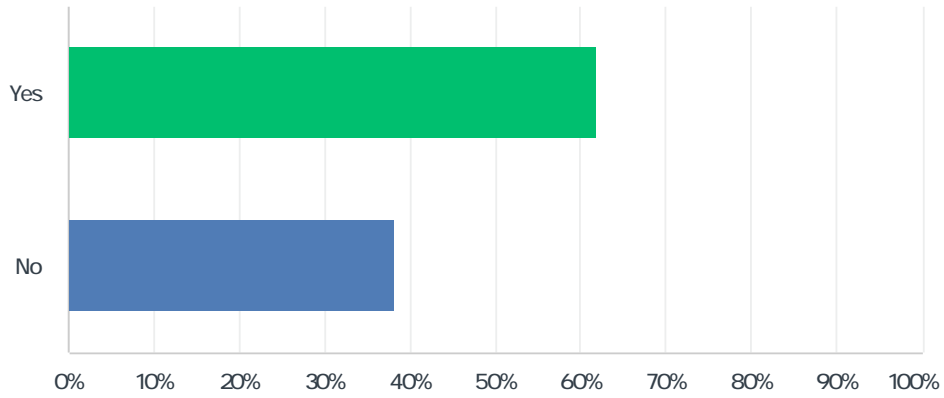
	1	2	3	4	5	6	7	TOTAL	SCORE
Failure of facility owner/operator to properly mark and identify facilities in required time	29.41% 10	23.53% 8	11.76% 4	14.71% 5	8.82% 3	8.82% 3	2.94% 1	34	5.12
Unmarked/mismarked facility	38.89% 14	27.78% 10	11.11% 4	8.33% 3	5.56% 2	5.56% 2	2.78% 1	36	5.58
Insufficient or incorrect information provided by excavator in locate request	0.00% 0	3.13% 1	9.38% 3	9.38% 3	15.63% 5	25.00% 8	37.50% 12	32	2.38
Excavator failed to implement safe required digging practices	9.09% 3	6.06% 2	12.12% 4	9.09% 3	9.09% 3	27.27% 9	27.27% 9	33	3.06
Miscommunication between excavator, 811 center, facility owner/operator	5.56% 2	0.00% 0	8.33% 3	8.33% 3	36.11% 13	27.78% 10	13.89% 5	36	2.92
Unmarked non 811 center member/private facility owner	5.88% 2	14.71% 5	11.76% 4	29.41% 10	17.65% 6	8.82% 3	11.76% 4	34	3.88
Presence of unmarked abandoned facilities	15.38% 6	25.64% 10	25.64% 10	15.38% 6	7.69% 3	0.00% 0	10.26% 4	39	4.85

||

| /

Q17 Are you familiar with the Common Ground Alliance safe digging practices?

Answered: 42 Skipped: 2



ANSWER CHOICES	RESPONSES	
Yes	61.90%	26
No	38.10%	16
TOTAL		42



Q18 Do you incorporate CGA Best Practices and/or the AGC UID White Paper, Elements of an Effective Underground Utility Safety & Damage Prevention Program into your overall safety program?

Answered: 40 Skipped: 4

	70.00%	30.00%	40
	28	12	
	57.89%	42.11%	38
	22	16	



■ Always
 ■ Usually
 ■ Seldom
 ■ Never

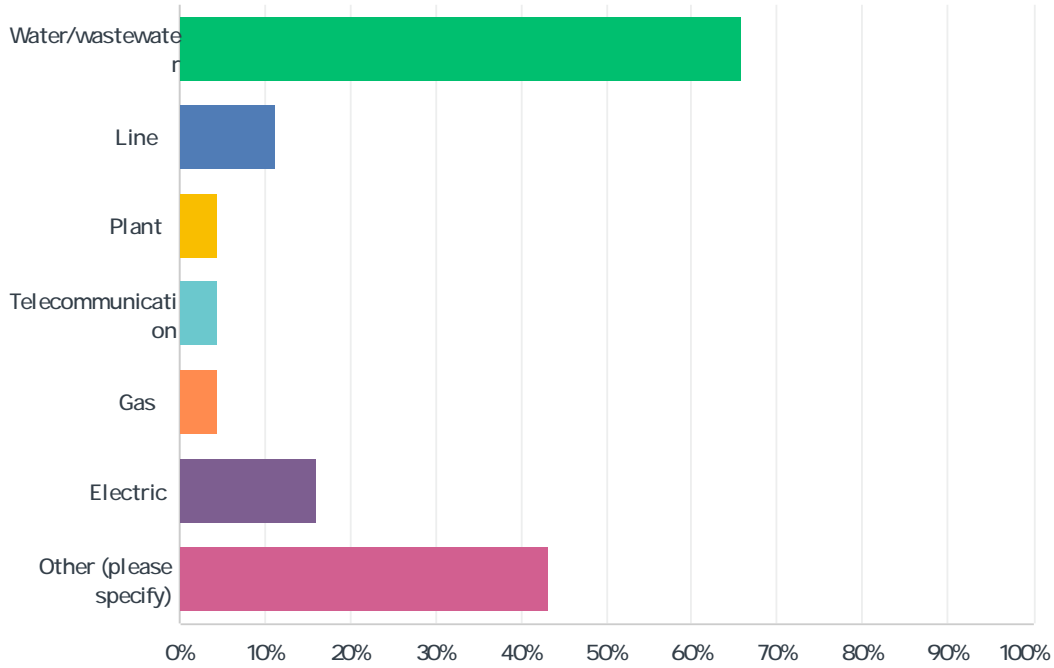
	76.74%	18.60%	2.33%	2.33%	43
	33	8	1	1	
	86.05%	13.95%	0.00%	0.00%	43
	37	6	0	0	
	20.93%	18.60%	25.58%	34.88%	43
	9	8	11	15	
	18.60%	18.60%	39.53%	23.26%	43
	8	8	17	10	
	48.84%	37.21%	11.63%	2.33%	43
	21	16	5	1	

||

/

Q21 What types of utility infrastructure does your company install? (mark all that apply)

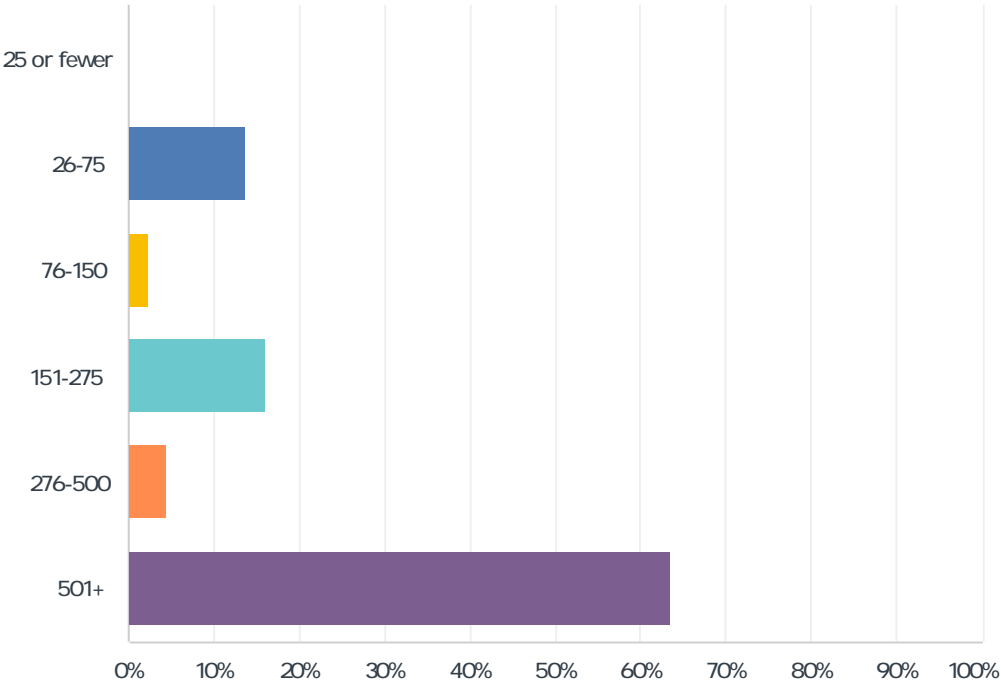
Answered: 44 Skipped: 0



ANSWER CHOICES	RESPONSES	
Water/wastewater	65.91%	29
Line	11.36%	5
Plant	4.55%	2
Telecommunication	4.55%	2
Gas	4.55%	2
Electric	15.91%	7
Other (please specify)	43.18%	19
Total Respondents: 44		

Q22 How many workers does your company employ?

Answered: 44 Skipped: 0



ANSWER CHOICES	RESPONSES	
25 or fewer	0.00%	0
26-75	13.64%	6
76-150	2.27%	1
151-275	15.91%	7
276-500	4.55%	2
501+	63.64%	28
TOTAL		44



Q23

	90.91%	40
	84.09%	37
	40.91%	18
	18.18%	8
	81.82%	36
	4.55%	2